



Educational Excellence



Highly Engaging



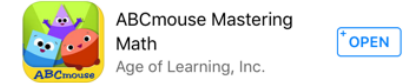
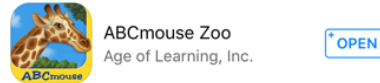
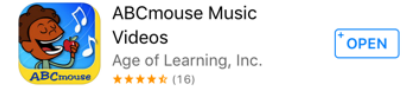
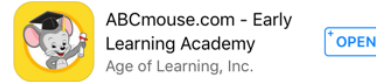
Award Winning



Access for All

Age of Learning 101

Age of Learning blends educational best practices, innovative technology and insightful creativity to bring learning to life for children across the U.S. and around the world.



Levels

Toddlers
Ages 2+



Preschool
Ages 3+



Pre-K
Ages 4+



Kindergarten
Ages 5+



First Grade
Ages 6+



Second Grade
Ages 7+



Reach



10+ Million

Global




Coming soon: APAC LATAM

.com
.cn

APAC
LATAM

Learning Subjects



Reading & Writing



Math



Science & Health



Social Studies



Art & Music

Impact



Over 2.5+ Billion
Activities Completed

Accessibility



Activity Types



Books & Poems



Videos



Games



Puzzles

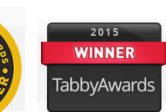


Art



Music

Awards:



Three Stages of Data Maturity

	Enable	Support	Transform
Priorities	Build or optimize infrastructure to facilitate data-driven org	Empower business and functional leaders to better use info to make decisions	Use data and analytics as competitive differentiators , enable innovation and add revenue streams
Applications & Technical Capabilities	Manage data collection , maintenance, quality, production. Organization invests in data infrastructure and enables info to be connected among systems .	Use data for operational and performance management , financial reporting. Leader servers as a translator between commercial and technical teams to ensure data and analytics solutions are optimized to deliver value .	Focus on creating future use of data that will transform the business , engage customers and gain competitiveness. Harness diverse skills across predictive analytics, machine learning, and artificial intelligence .
Stakeholders	IT organizations	Business leaders	Board and C-suite

Data Challenges

- **Data Model:** Heavy modeling and ELT to gain efficient performance
 - Partitioning, Aggregating, Pre-calculating
- **Unbalanced:** Data storage and compute were difficult to balance.
 - Leader node was not intelligent enough to utilize our clusters efficiently.
 - Heavy maintenance and administration to figure out optimal utilization.
- **Inflexible:** Problematic for analytical scalability or flexibility to gain business insights.
- **Resizing:** Took the majority of the day. No access.
- **Inefficient Cost:** Pay for a big cluster regardless of storage or compute and usage

Transformation Process

- **Table Clustering:** Re-structured our data model to be less complicated, but more flexible.
 - We lean on Snowflake's technology to do the heavy lifting, e.g. automatic micro-partitioning, natural clustering, query pruning
 - Reduces our internal administration
- **Query Profiling:** Performance auditing and debugging
- **Business Insights:** Complex queries run **2-3x faster**, allowing for analyses and business questions to be answered. Critical for transforming our business.
 - Connecting to SF and building our predictive models is 3x more efficient than our previous process
- **Data Storage & Compute:** Storage is low cost. Terrific **10x better data compression**. Pay for what you use.
- **Partnership:** Customer success driven

Three Stages of Data Maturity

	Enable	Support	Transform
Priorities	Build or optimize infrastructure to facilitate data-driven org	Empower business and functional leaders to better use info to make decisions	Use data and analytics as competitive differentiators , enable innovation and add revenue streams
Applications & Technical Capabilities	Manage data collection , maintenance, quality, production. Organization invests in data infrastructure and enables info to be connected among systems .	Use data for operational and performance management , financial reporting. Leader serves as a translator between commercial and technical teams to ensure data and analytics solutions are optimized to deliver value .	Focus on creating future use of data that will transform the business , engage customers and gain competitiveness. Harness diverse skills across predictive analytics, machine learning, and artificial intelligence .
Stakeholders	IT organizations	Business leaders	Board and C-suite